




# ANTARES 9<sup>v2</sup> NEW

ANTARES



# ANTARES RANGE - Identity

*« Antares is a family cruiser with real all-rounder capability. With its versatility, its thought through functionality and its timeless elegant design, Antares states the perfect all weather boat for cruising, watersports and relaxing. »*



# ANTARES 9 – Success key factors

---

DESIGNED TO BE REMARKABLE

Elegant Design

Interior/Exterior  
Circulation

Protective Long  
Roof

Volume & Inside  
Comfort

Fully inspired from the ANTARES 12....



# NEW HULL TECHNOLOGY

Wider Beam

Bow

Chines

Injected Hull

Keel

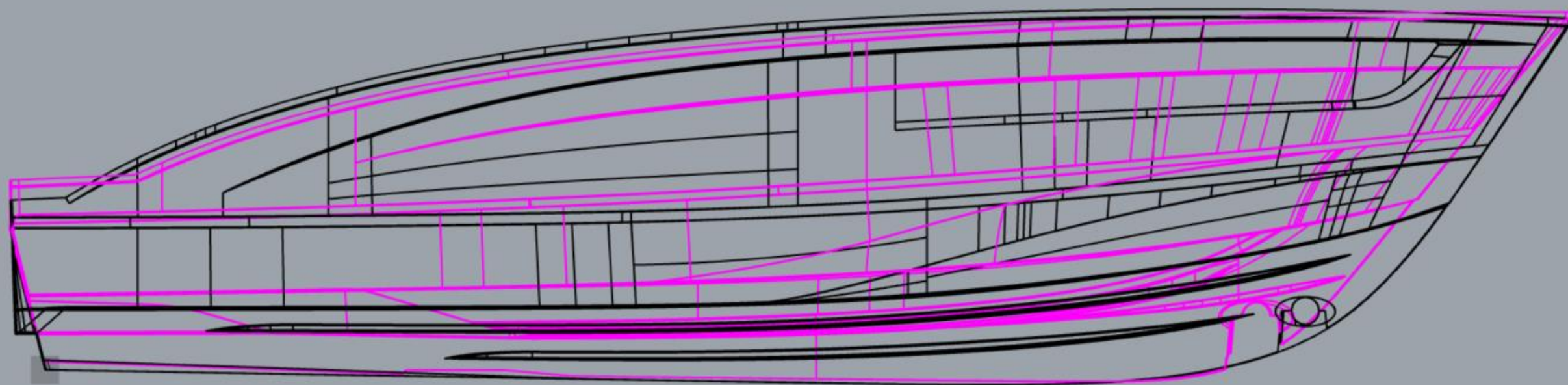
=> MORE QUIET RIDE  
=> BETTER QUALITY

=> SMOOTHER  
=> SEAWORTHINESS

# NEW HULL TECHNOLOGY

New Hull **VS** Previous Hull

AT9SB AT9SA



# TECHNICAL SPECIFICATIONS\*

Main spec	DATA	
Length over all	9,29 m	30'6"
Hull length	7,98 m	26'2"
Over all beam	2,99 m	9'10"
Water draft	0,96m	3'2"
Standard Airdraft	2,70m	8'10"
Airdraft with options	3,27m	10'9"
Light displacment ( with twin engines)	4620kg	10,182 lbs
Berth	4	
Certification CE	B6 / C10	
Architect	BENETEAU	
Designer	SARRAZIN Design	

*\*boat under certification*



## ENGINES ON OFFER

**NEW**

- 2X200 HP
- 2x250 HP JPO V8



ROB = Factory Installed & Tested

EXTERIOR

## EXTERIOR Key Features

Protective Long  
Roof with  
(optional)  
Soft-Top

Protective  
Side-deck

Boarding  
Gate

Flush Swim  
Platforms



# Multiple Roof Versions

Standard Version




50%

Solar panels Version + rack



10%

Manual Soft-Top Version



40%

Expandable  
Cockpit Table

**COCKPIT**  
Key Features

Large U Salon

Interior / Exterior  
Connection


GRP Backrest



BENETEAU

Cup Holders


Huge Sunbathing



Sliding Bench Seat

COCKPIT  
Key Features

Wider Sidedeck



# FRONTDECK

## Key Features



Large 2p Bow Sunbather



Safe Circulation




Foldable backrests



Easy Access

# NEW UPHOLSTERY





# EXTERIOR Dimensions



# EXTERIOR Dimensions



The background is a solid blue color with several large, overlapping, curved shapes in a lighter shade of blue. These shapes are positioned in the top-left and bottom-right corners, creating a sense of depth and movement. The word "INTERIOR" is centered in the middle of the page.

INTERIOR

# INTERIOR

## Key Features

Co-pilots Seats,  
with Pivoting  
Backrest

Rotating Seat

Large 5 People  
Salon

Sea View

Carpet (optional)



# INTERIOR

## Key Features

Equipped Galley with  
80L Fridge / Gas Cooker x2 or  
Ceramic Hub / Sink / Storage / Trash  
bin / Microwave Oven (optional)

Lacquer Finished Door

# INTERIOR

## Key Features

Opening Windows

Mattress (Optional)

Cockpit Table Storage

“Electricity” Panel

## INTERIOR Key Features

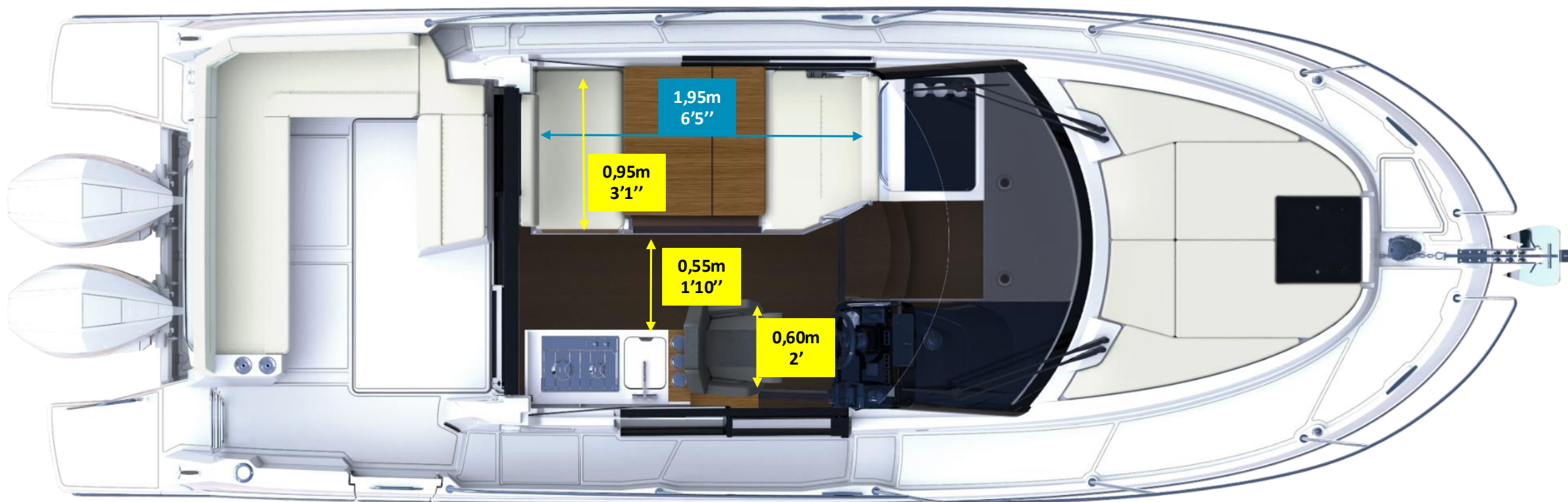
Direct Access to Starboard  
Side Deck

Fully Equipped Helm Station

Adjustable Pilot Bolster Seat



# INTERIOR Dimensions





LOWER DECK

**LOWER DECK**  
USP - Owner's cabin

Brightness & Ventilation


Head-board, Readers light /switchs

Ocean View

Queen Size Bed

Finished Off Bed Siding

Large Storage Underneath Bed




**LOWER DECK**  
USP - Owner's cabin

Laquered Furniture

Wardrobe

Pre-fit TV  
*(optional)*



**LOWER DECK**  
USP - Bathroom

Ventilation &  
Brightness

Large Worktop

Storage / Shelves




**LOWER DECK**  
USP - Mid Cabin

Ventilation &  
Ocean View

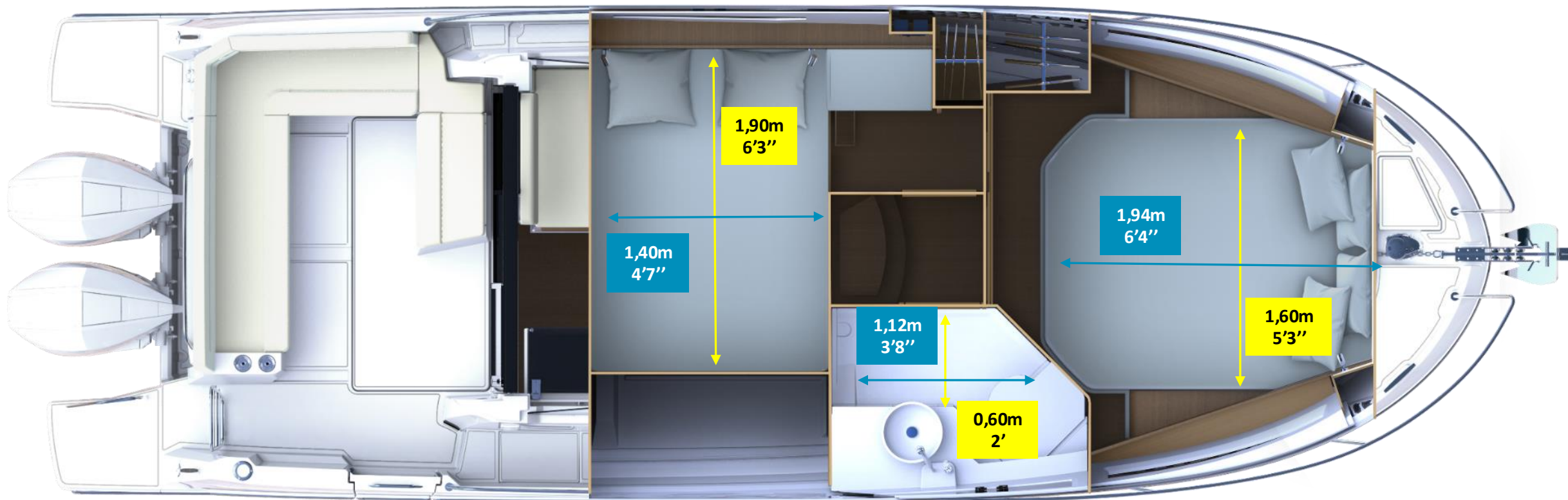
Wardrobe

2p Bed

Bed Header



# LOWER DECK Dimensions



# LOWER DECK Headroom



# TECHNICAL SPECIFICATIONS



## CAPACITY



Fuel  
600 L  
159 US gal



Water  
160 L  
42 US gal



Water hot tank  
25 L  
7 US gal



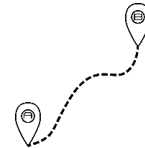
Black water tank  
80 L  
21 US gal

## PERFORMANCE



2 X 200 CV XL V6 MERCURY\*

2 X 250 CV XL V8 MERCURY JPO\*



Autonomy

189 NM (*avec réserve 10%, à nœuds*) / (*with 10% fuel supply, at 25 knts*)

171 NM (*avec réserve 10%, à nœuds*) / (*with 10% fuel supply, at 25 knts*)



Max speed

35 nœuds / knots

40 nœuds / knots

\*Boat in process of certification



**MERCURY**

## 2x 200 V6 + Prop Rev 15

### RELEVES ESSAI :

Régime tr/min	TRIM	Vitesse en nœuds au GPS dans le sens ALLER	Vitesse en nœuds au GPS dans le sens RETOUR	Vitesse moyenne en nœuds	Consommation en litre par heure du bateau	Rendement en litre par miles	Niveau sonore poste de pilotage En dBA	Niveau sonore poste de pilotage Baie Ar ouverte En dBA	Niveau sonore carré En dBA porte fermé
600		1,60 Nds	2,80 Nds	2,20 Nds	4,40 l	2,00l/miles	46,0 dBA	50,0 dBA	
1000		3,70 Nds	4,00 Nds	3,85 Nds	7,20 l	<b>1,87l/miles</b>	55,0 dBA	59,0 dBA	
1500		5,40 Nds	6,20 Nds	5,80 Nds	12,00 l	2,07l/miles	52,0 dBA	63,0 dBA	
2000		7,10 Nds	7,40 Nds	7,25 Nds	19,20 l	2,65l/miles	54,0 dBA	65,0 dBA	
2500		8,30 Nds	8,30 Nds	8,30 Nds	26,20 l	3,16l/miles	57,0 dBA	67,0 dBA	
3000		10,40 Nds	10,10 Nds	10,25 Nds	39,40 l	3,84l/miles	61,0 dBA	73,0 dBA	
3500		15,40 Nds	16,10 Nds	15,75 Nds	50,20 l	<b>3,19l/miles</b>	63,0 dBA	76,0 dBA	
4000		20,80 Nds	21,10 Nds	20,95 Nds	60,40 l	<b>2,88l/miles</b>	66,0 dBA	76,0 dBA	
4500		25,50 Nds	26,30 Nds	25,90 Nds	74,00 l	<b>2,86l/miles</b>	69,0 dBA	77,0 dBA	
5000		29,30 Nds	29,30 Nds	29,30 Nds	84,00 l	2,87l/miles	72,0 dBA	79,0 dBA	
5500		31,50 Nds	31,80 Nds	31,65 Nds	132,00 l	4,17l/miles	74,0 dBA	80,0 dBA	
6000	29	34,50 Nds	35,30 Nds	34,90 Nds	134,00 l	3,84l/miles	78,0 dBA	83,0 dBA	





**MERCURY**

## 2x 250 V8 + Prop Rev 17

### RELEVES ESSAI :

Régime tr/min	TRIM	Vitesse en nœuds au GPS dans le sens ALLER	Vitesse en nœuds au GPS dans le sens RETOUR	Vitesse moyenne en nœuds	Consommation en litre par heure du bateau	Rendement en litre par miles	Niveau sonore poste de pilotage En dBA	Niveau sonore poste de pilotage Baie Ar ouverte En dBA	Niveau sonore carré En dBA porte fermé
600		3,30 Nds	2,40 Nds	2,85 Nds	5,40 l	1,89l/miles	46,0 dBA	50,0 dBA	
1000		4,90 Nds	3,60 Nds	4,25 Nds	9,40 l	2,21l/miles	55,0 dBA	59,0 dBA	
1500		6,60 Nds	6,50 Nds	6,55 Nds	15,20 l	2,32l/miles	52,0 dBA	63,0 dBA	
2000		8,50 Nds	7,80 Nds	8,15 Nds	25,60 l	3,14l/miles	54,0 dBA	65,0 dBA	
2500		9,10 Nds	9,30 Nds	9,20 Nds	37,20 l	4,04l/miles	57,0 dBA	67,0 dBA	
3000		13,50 Nds	12,30 Nds	12,90 Nds	49,40 l	<b>3,83l/miles</b>	61,0 dBA	73,0 dBA	
3500		19,20 Nds	17,70 Nds	18,45 Nds	62,00 l	<b>3,36l/miles</b>	63,0 dBA	76,0 dBA	
4000		24,90 Nds	24,40 Nds	24,65 Nds	78,00 l	<b>3,16l/miles</b>	66,0 dBA	76,0 dBA	
4500		29,10 Nds	28,30 Nds	28,70 Nds	102,00 l	3,55l/miles	69,0 dBA	77,0 dBA	
5000		33,30 Nds	32,30 Nds	32,80 Nds	118,00 l	3,60l/miles	72,0 dBA	79,0 dBA	
5500		36,00 Nds	35,20 Nds	35,60 Nds	170,00 l	4,78l/miles	74,0 dBA	80,0 dBA	
6000	21	40,50 Nds	40,60 Nds	40,55 Nds	172,00 l	4,24l/miles	78,0 dBA	83,0 dBA	



The background is a solid blue color with several large, overlapping, curved shapes in a lighter shade of blue, creating a sense of movement and depth. These shapes are primarily located in the top-left and bottom-right corners.

PRICE OFFER

## PRICE OFFERING

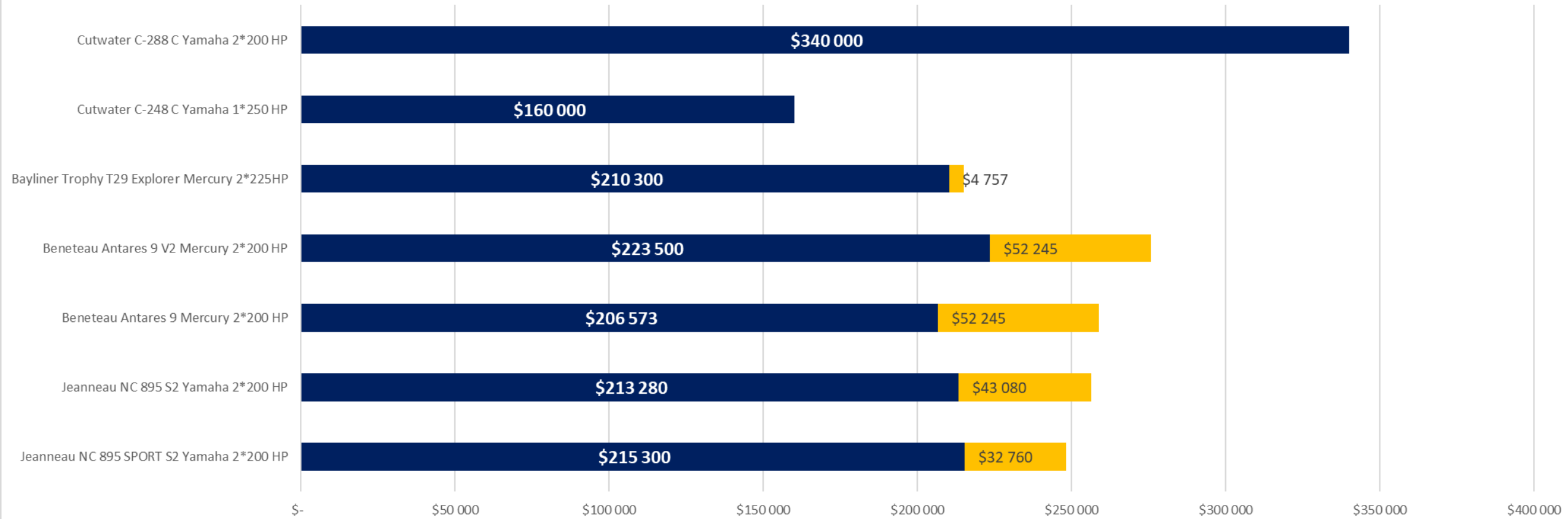


- 2X200 HP **223 500 \$ MSRP**
- 2x250 HP JPO V8 **262 500 \$ MSRP**

ROB = Factory Installed & Tested

# PRICE COMPARISON

PRICE US \$ BOAT + ENGINES / OPTIONS



# REVIEW OF PRICELIST

Code	Description	Recommended retail price
------	-------------	--------------------------

VERSIONS		Excludes VAT
----------	--	--------------

PROPULSION		
------------	--	--

*1	16H6AH	MERC 2X200CV XL E1P WHITE US FACTORY INSTALLED ENGINES Batteries (for house, engines, generator, bow thruster) sold by dealer separately	\$223 500,00
----	--------	---	--------------

*1	16J6AJ	MERC 2X250CV XL V8 JPO WHITE US FACTORY INSTALLED ENGINES Batteries (for house, engines, generator, bow thruster) sold by dealer separately	\$262 500,00
----	--------	--	--------------

TRIM LEVEL		
------------	--	--

-F	9GU1	US COMFORT TRIM LEVEL Electric windlass Cockpit cushions for L-shaped salon and cover 25L water heater Complete electric system - 40AMP Battery charger Indirect interior LED lighting 80L fridge Interior curtains (wheelhouse and cabins) Lenco electric trim tabs with control on the pilot station Cushioned panel wheelhouse / salon	\$19 480,00
----	------	--	-------------

PACKS		
-------	--	--

-P	R9G	PACK ELECTRONIC Garmin 9" ECHOMAP UHD2 92sv multifunction screen (chart not included) Garmin GT15-IH Sensor Wireless charger	\$3 330,00
----	-----	---	------------

-P	R9GT	PACK ELECTRONIC UPGRADED Garmin 12" GPSMAP 1223 xsv Multifunction screen (chart not included) Garmin GT15-TH Sensor Wireless charger	\$5 800,00
----	------	---	------------

-P	S9G	PACK SOUND Fusion MS-RA210 Speakers x 4	\$1 840,00
----	-----	---	------------

OPTIONS		
---------	--	--



# FINITION CONFORT

## COMFORT TRIM LEVEL


Option -F 9GA1



Guindeau électrique  
Coussins de cockpit pour carré en L et **housse**  
Chauffe eau 25L  
Circuit Electrique complet - Chargeur 25AMP  
Éclairage indirect intérieur LED  
Réfrigérateur 80L  
Rideaux intérieurs (Timonerie et cabines)  
Flaps électriques Lenco avec commande au poste de pilotage  
Panneau capitonné salon / timonerie



Electric windlass  
Cockpit cushions for L-shaped salon and **cover**  
25L water heater  
Complete electric system - 25AMP Battery charger  
Indirect interior LED lighting  
80L fridge  
Interior curtains (wheelhouse and cabins)  
Lenco electric trim tabs with control on the pilot station  
Cushioned panel wheelhouse / salon



OPTIONS				
<b>MOORING &amp; ANCHORING</b>				
BA	M11	MOORING/ANCHORING KIT		\$950,00
<b>EQUIPMENT HULL/DECK</b>				
BE	A020P	ADDITIONAL SEAT FOR U SHAPE SALON (BACK TO THE BAY WINDOW)		\$1 810,00
BE	DA860	GRAPHITE FOREDECK SUN AWNING		\$1 250,00
BE	D25	GRAPHITE RETRACTABLE SOFT-TOP SYSTEM FOR LONG ROOF		\$5 480,00
BE	E03	SWIM LADDER FOR SIDE GATE		\$1 040,00
BE	E11	OVERHANG STEMHEAD WITH SWIMMING LADDER		\$1 450,00
BE	F0136	GRAPHITE COCKPIT AFTCLOSING		\$3 340,00
BE	M50	ROOF RACKS FOR PADDLE BOARD STORAGE (BLACK)		\$810,00
BE	T02	REMOVABLE COCKPIT TABLE, IN POLYESTER		\$1 270,00
<b>EXTERIOR CUSHIONS</b>				
BS	C223G	COCKPIT SUNBATHING (CUSHIONS + SUPPORTS)		\$830,00
BS	M01	FORWARD SUNBATHING MATTRESS		\$2 730,00
BS	M80	INFINITY COCKPIT CARPET		\$2 670,00
<b>STEERING SYSTEM</b>				
D0	P08	BOW THRUSTER		\$3 580,00
D0	P08J	VARIABLE BOW THRUSTER FOR JPO MERCURY		\$6 880,00
<b>EXTERIOR WATER SYSTEM</b>				
EE	B02	ELECTRIC DECK WASH PUMP		\$910,00
EE	B05	FRESH WATER OUTLET FOR DOCK		\$580,00
<b>ELECTRICAL EQUIPMENT</b>				
FA	S02	SOLAR PANNELS ON LONG ROOF - 130W(X2)		\$7 510,00
FA	WBD	GENERATOR 3,8KVA 110V60 HZ FISCHER PANDA		\$32 390,00
<b>NAVIGATION LIGHTS</b>				
FN	B03	DECK SEARCH LIGHT		\$790,00
FN	B05	UNDERWATER LIGHTS		\$1 920,00
FN	B10	AFT LIGHTING (X2), IN THE LONG ROOF		\$520,00
<b>GALLEY APPLIANCES</b>				
IA	F02	MICROWAVE 115V		\$740,00
IA	V01	CERAMIC HOB 115V		\$1 280,00
<b>HEATING/COOLING</b>				
IC	DDB_0	115V 60HZ AIR CONDITIONING ON GENERATOR OR SHORE 16K BTU		\$9 600,00
IC	DDK_0	115V 60HZ AIR CONDITIONING BATTERY VICTRON (NO BATTERY)		\$9 600,00
IC	H08	DIESEL FORCED AIR HEATING		\$8 270,00
<b>INTERIOR EQUIPMENT</b>				

# KIT DE MOUILLAGE COMPLET

## MOORING ANCHORING KIT


Longueur / diamètre de chaîne	Chain length / diameter	23 m / 10 mm	75'10" / 3/8"
Longueur / diamètre de câblot	Rode length / diameter	35 m / 14 mm	114'10" / 9/16"
Poids de l'ancre	Anchor weight	14 kg	31 lbs
Longueur des amarres	Rope length	8 m	26'3"
Diamètre des amarres	Rope diameter	12 mm	1/2"
Dimensions des pare-battages	Fenders dimensions	645 mm x D.150 mm	35/64 x D.5'
Nombre de pare-battages avec housses	Number of fenders with covers	4	4

# BANQUETTE COMPLEMENT CARRE EN U ADDITIONNAL SEAT FOR U SHAPE SALON

Option BE A020P



# TOIT OUVRANT TOILE GRAPHITE SUR CASQUETTE LONGUE GRAPHITE RETRACTABLE SOFT-TOP SYSTEM FOR LONG ROOF

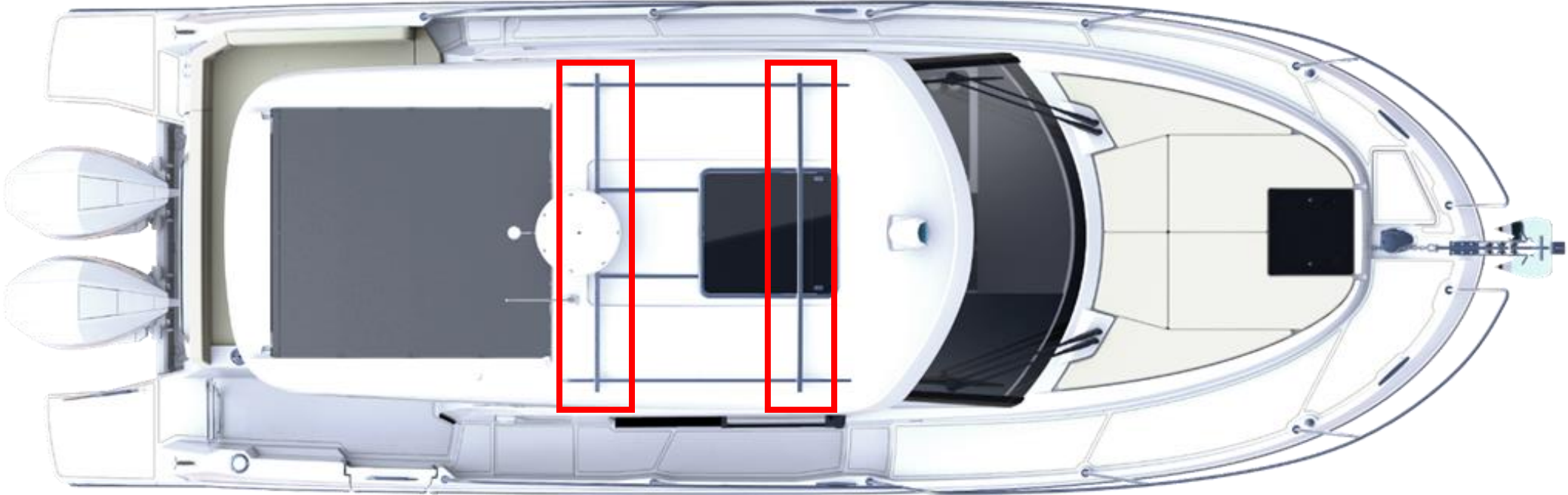


# DELPHINIÈRE AVEC ECHELLE DE BAIN OVERHANG STEMHEAD WITH LADDER



**GALERIE DE RANGEMENT POUR PADDLE SUR CASQUETTE (NOIR)**  
**ROOF RACKS FOR PADDLE BOARD STORAGE (BLACK)**

Option BE M50



# TABLE COCKPIT AMOVIBLE POLYESTER REMOVABLE COCKPIT TABLE IN POLYESTER





# BAIN DE SOLEIL COCKPIT (COUSSINS + SUPPORTS) COCKPIT SUNBATHING (CUSHIONS + SUPPORTS)



# MATELAS BAIN DE SOLEIL AVANT FORWARD SUNBATHING MATTRESS

Option BS M01



# MOQUETTE COCKPIT COCKPIT CARPET

Option BS M80



# PROPULSEUR D'ETRAVE BOW THRUSTER

Option BE P08

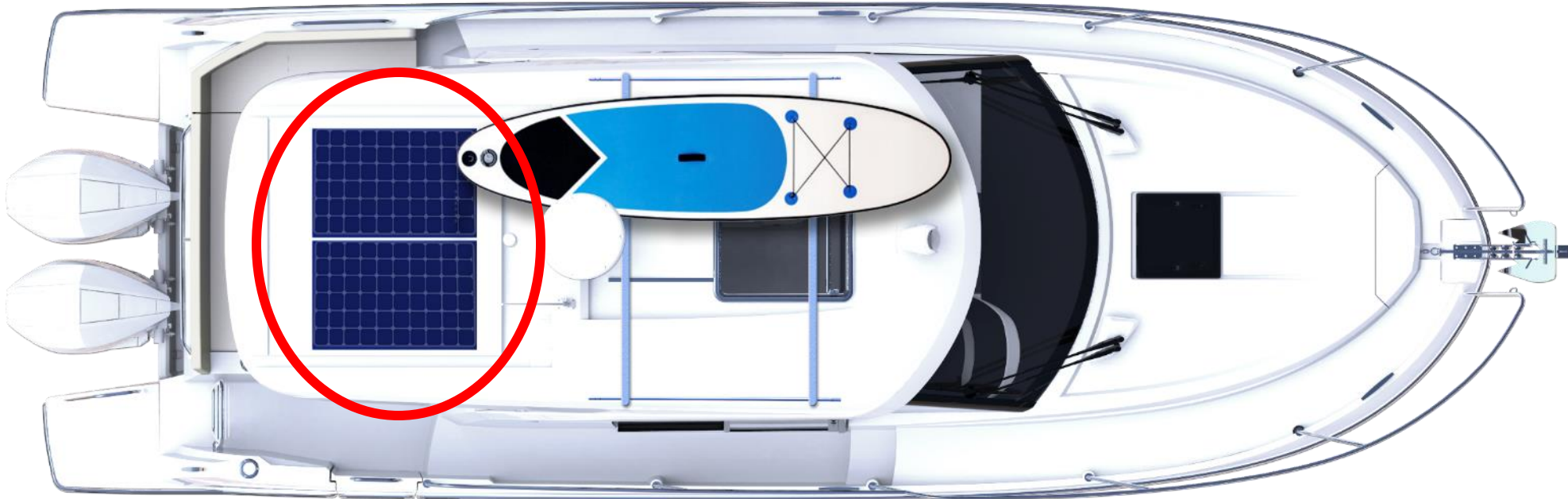


# PRISE EAU DOUCE QUAI DOCK WATER INLET

Option EE B05



PANNEAUX SOLAIRES SUR CASQUETTE LONGUE 130W (X2)  
SOLAR PANELS ON LONG ROOF - 130W (X2)




# PROJECTEUR DE PONT DECK SEARCHLIGHT



# PROJECTEURS SOUS-MARIN UNDERWATER LIGHTS

Option FN B05





# ECLAIRAGE ARRIERE DANS LA CASQUETTE (X2) AFT LIGHTING IN THE LONG ROOF (X2)



# FOUR MICRO-ONDES MICROWAVE OVEN

Option IA F03






# MAIN DECK

## AIR CONDITIONING

OPTION : AIR CONDITIONING






-  A/C Vents
-  Control
-  Air conditioning system : 16 000 BTU

# LOWER DECK

## AIR CONDITIONING

OPTION : AIR CONDITIONING



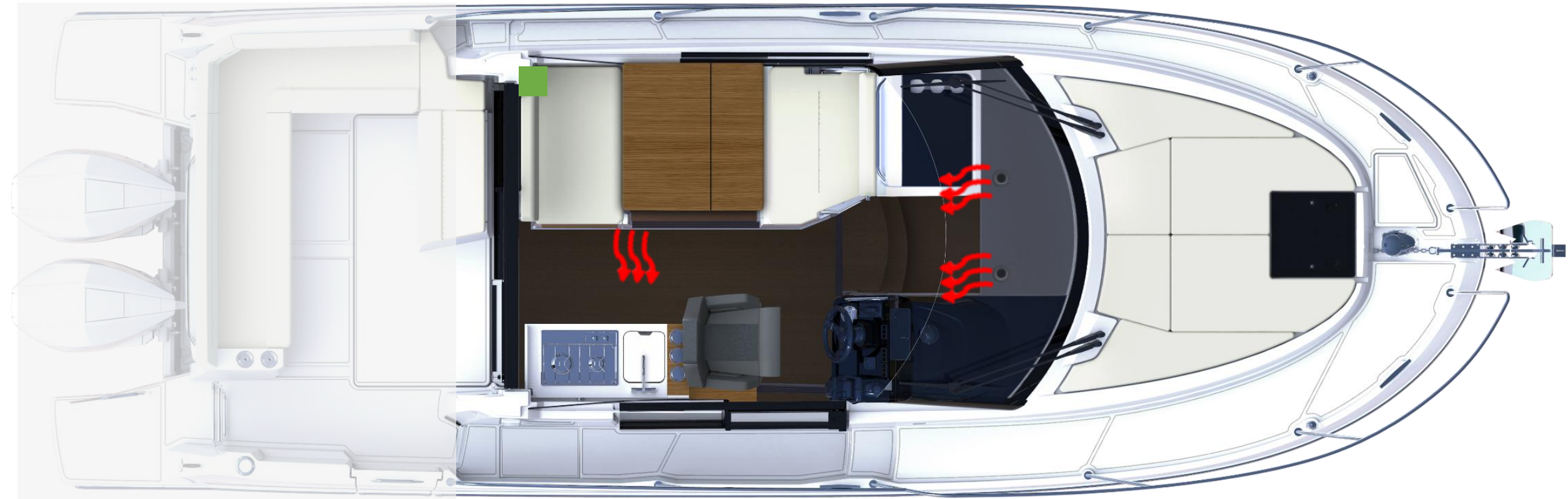
-  A/C Vents
-  Control
-  Air conditioning system : 16 000 BTU

# MAIN DECK

## AIR HEATING

TECHNICAL

OPTION : AIR HEATING



 Heating Vents  
 Control

TOTAL  
Power :  
5,5KW

		<b>INTERIOR EQUIPMENT</b>			
II	CA_0	ADDITIONAL BERTHS FOR SALON			\$570,00
		<b>INTERIOR UPHOLSTERY</b>			
IS	D013H	LOWERDECK CARPET SAVAGE ABUNDANCE 39			\$660,00
IS	D03A1	INFINITY INTERIOR CARPET IN WHEELHOUSE			\$1 960,00
		<b>TOILET (WC)</b>			
IT	L02	FRESH WATER ELECTRIC TOILET			\$1 020,00
		<b>ENGINE ELECTRICAL SYSTEM</b>			
ME	B37	3 LITHIUM BATTERIES 200AH WITH VICTRON MONITORING SYSTEM			\$18 030,00
ME	C67	INVERTER CHARGER HIGH CAPACITY 12V-115V60HZ 5KVA			\$8 760,00
		<b>PROPULSION SOUNDPROOFING</b>			
MP	F1101	ZIPWAKE AUTOMATIC TRIM TABS			\$4 940,00
		<b>HULL</b>			
PB	C01	WHITE HULL			Standard
PB	C22	PEARL GREY HULL			\$2 590,00
		<b>ENTERTAINMENT SYSTEMS</b>			
RH	A0000	TV ANTENNA			\$520,00
RH	M2S0	TV PRE-ASSEMBLY (115V) IN THE FORWARD CABIN			\$1 950,00
RH	M2S80	TV PRE-ASSEMBLY IN SALOON/GALLEY 115V60			\$1 440,00
		<b>NAVIGATION INSTRUMENTS</b>			
RN	A68	GARMIN AFT CAMERA GC245			\$2 030,00
RN	B24	RADAR GARMIN FANTOM18X			\$6 600,00
RN	V0183	VHF GARMIN 215 AIS (RECEIVER)			\$1 660,00
		<b>EXTERIOR WOOD</b>			
WE	C02P	TEAK ON THE FORWARD DECK			\$8 930,00
WE	C15P	TEAK IN COCKPIT STARBOARD SIDEWALK AND AFT PLATFORMS			\$2 290,00

# COMPLEMENT COUCHAGE POUR CARRE ADDITIONAL BERTH FOR SALON



# MOQUETTE PONT INFERIEUR LOWER DECK CARPET

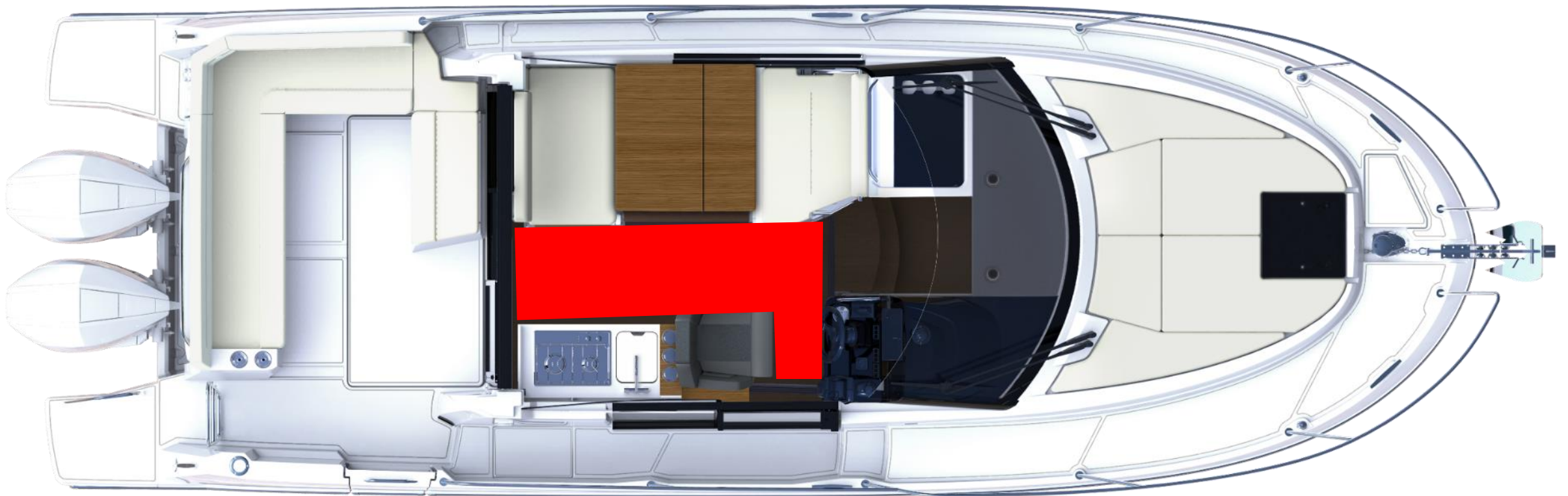
Option IS D013H





# MOQUETTE INTERIEURE TIMONERIE INTERIOR CARPET IN WHEELHOUSE

Option IS D03A1



.COQUE GRIS PERLE  
PEARL GREY HULL



Option PB C22



PRE MONTAGE TV CABINE AVANT  
TV PRE ASSEMBLY IN THE FORWARD CABIN


TV NON  
FOURNIE

TV NOT  
INCLUDED



CAMERA ARRIERE GARMIN GC 245  
GARMIN AFT CAMERA GC 245

Option RN A68



# RADAR GARMIN FANTOM 18X

## RADAR GARMIN FANTOM 18X



# DESEMBUEUR ELECTRIQUE ELECTRIC DEMISTER

Nécessite l'option  
climatisation

Only available with Air  
conditioning option



# TECK SUR LE PONT AVANT TEAK ON THE FORWARD DECK

Option WE C02P



# TECK DANS LE COCKPIT, PLATEFORMES ET PASSAVANT TRIBORD TEAK IN COCKPIT, AFT PLATFORMS AND STARBOARD SIDEWALK

Option WE C15P





The background is a solid blue color with several large, overlapping, curved shapes in a lighter shade of blue, creating a sense of motion and depth. The word "BENCHMARK" is centered in the lower-left quadrant.

BENCHMARK

# SPECIFICATIONS






# SPECIFICATIONS

	BENETEAU ANTARES 9 V2	JEANNEAU NC 895 S2	BAYLINER TROPHY T29 Explorer	CUTWATER C288 COUPE	SOLARA 250 C
Base Price (HT / Ex VAT)	NA		NA	NA	NA
1 * 300 CV / HP (HT / Ex VAT)	NA	NA	NA	NA	\$ 199 937
2*200 CV / HP (HT / Ex VAT)	\$ 223 500	\$ 213 280	\$ 210 300	NA	NA
2*250 CV / HP (HT / Ex VAT)	\$ 262 500 with JPO	\$	NA	\$ 340 000	NA
Longueur hors tout / L.O.A	9,29 m 30'6"	8,42 m 27'7"	9,09 m 26'10"	10,24 m 33'7"	9,50 m 31'2"
Longueur coque / Hull length	7,98 m 26'2"	7,98 m 26'2"	7,99 m 26'3"	NA	NA
Largeur / Beam	2,99 m 9'10"	3,00 m 9'10"	2,98 m 9'9"	3,05 m 10'	2,59 m 8'6"
Déplacement lège sans moteur / Displacement without engine	3838 kg 8,459 lbs	3680 kg 8,111 lbs	2713 kg 5,979 lbs	4536 kg 10,000 lbs	2812 kg 6,200 lbs
Certification	B6-C10	B6-C10	B10	NA	NA
Puissance Max / Max Power	500 CV 500 HP	500 CV 500 HP	400 CV 400 HP	500 CV 500 HP	300 CV 300 HP
Capacité carburant / Fuel Tank	600 L 159 US GAL	600 L 159 US GAL	400 L 106 US GAL	757,1 L 200 US GAL	439,1 L 116 US GAL
Capacité eau / Water tank	160 L 42 US GAL	160 L 42 US GAL	100 L 26 US GAL	155,2 L 41 US GAL	83,3 L 22 US GAL
Couchages / Berths	4_6	4_6	4_6	4_6	4_6
Salle d'eau / Bathrooms	1	1	1	1	1

# JEANNEAU NC 895 SERIE 2

## JEANNEAU NC 895 S2

Longueur hors tout / L.O.A	8,42 m 27'7"
Longueur coque / Hull length	7,98 m 26'2"
Largeur / Beam	3,00 m 9'10"
Déplacement léger sans moteur / Displacement without engine	3680 kg 8,111 lbs
Certification	B6-C10
Puissance Max / Max Power	500 CV 500 HP
Capacité carburant / Fuel Tank	600 L 159 US GAL
Capacité eau / Water tank	160 L 42 US GAL
Couchages / Berths	4_6
Salle d'eau / Bath	1



# JEANNEAU NC 895 SERIE 2

## ✔ Jeanneau MF 895 Series 2 advantages

1. Forward bow area has back to back seating
2. Double sliding roof panel wheelhouse
3. Easy circulation around the bed in front cabin
4. Front window in front cabin

## ✘ Jeanneau MF 985 Series 2 disadvantages

5. Size of cockpit table /No storage
6. More complicated and expansive forward sun pad function
7. Smaller double bed in front cabin
8. Volume/ headroom in forward cabin




# BAYLINER TROPHY T29 EXPLORER

LAUNCHED 2011



## BAYLINER TROPHY T 29 Explorer

Longueur hors tout / L.O.A	9,09 m / 26'10"
Longueur coque / Hull length	7,99 m / 26'3"
Largeur / Beam	2,98 m / 9'9"
Déplacement léger sans moteur / Displacement without engine	2713 kg / 5,979 lbs
Certification	B10
Puissance Max / Max Power	400 CV / 400 HP
Capacité carburant / Fuel Tank	400 L / 106 US GAL
Capacité eau / Water tank	100 L / 26 US GAL
Couchages / Berths	4_6
Salle d'eau / Bathrooms	1



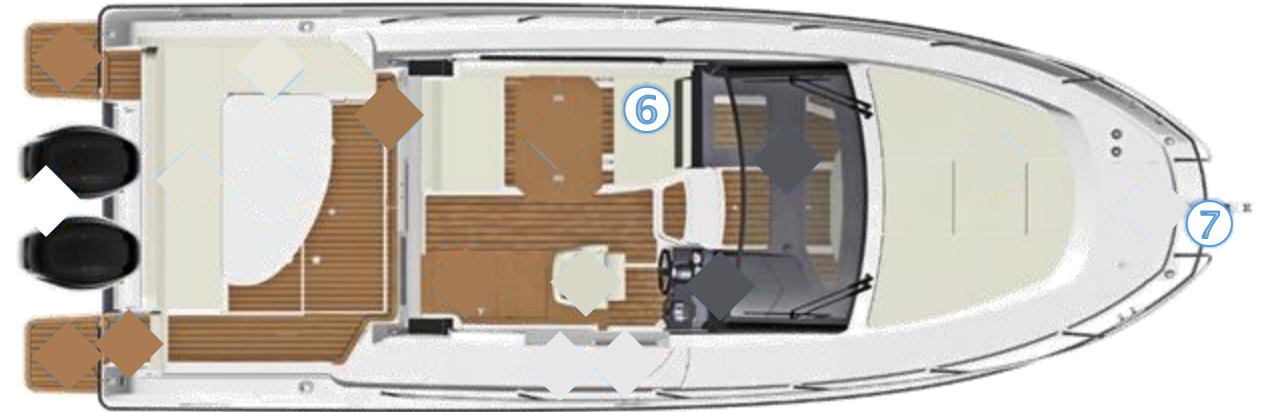
# BAYLINER TROPHY T29 EXPLORER

## ✔ T29 Explorer advantages

1. Attractive pack price positioning
2. Category B certification for 10 persons
3. Comfortable guest cabin (headboard, storage space ...)

## ✘ T29 Explorer disadvantages

5. L-shaped cockpit only
6. Very low co-pilot seat
7. No bowsprit or bow ladder
7. One sliding wheelhouse roof panel
8. Smaller water tank
9. OLD DESIGNED



# CUTWATER C-288 COUPE

## CUTWATER C 288 COUPE

Longueur hors tout /  
L.O.A 10,24 m  
33'7"

Longueur coque /  
Hull length NA

Largeur /  
Beam 3,05 m  
10'

Déplacement léger  
sans moteur /  
Displacement  
without engine 4536 kg  
10,000 lbs

Certification NA

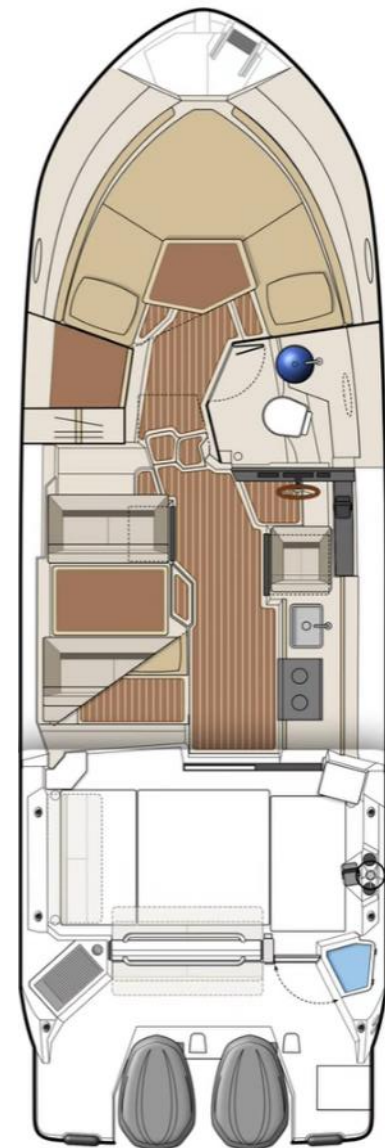
Puissance Max /  
Max Power 500 CV  
500 HP

Capacité carburant /  
Fuel Tank 757,1 L  
200 US GAL

Capacité eau /  
Water tank 155,2 L  
41 US GAL

Couchages /  
Berths 4\_6

Salle d'eau /  
Bathroom 1





# CUTWATER C-288 COUPE

## ✔ CUTWATER C-288 advantages

1. High level of standard equipped options

## ✘ CUTWATER C-288 disadvantages

2. No front sunpad

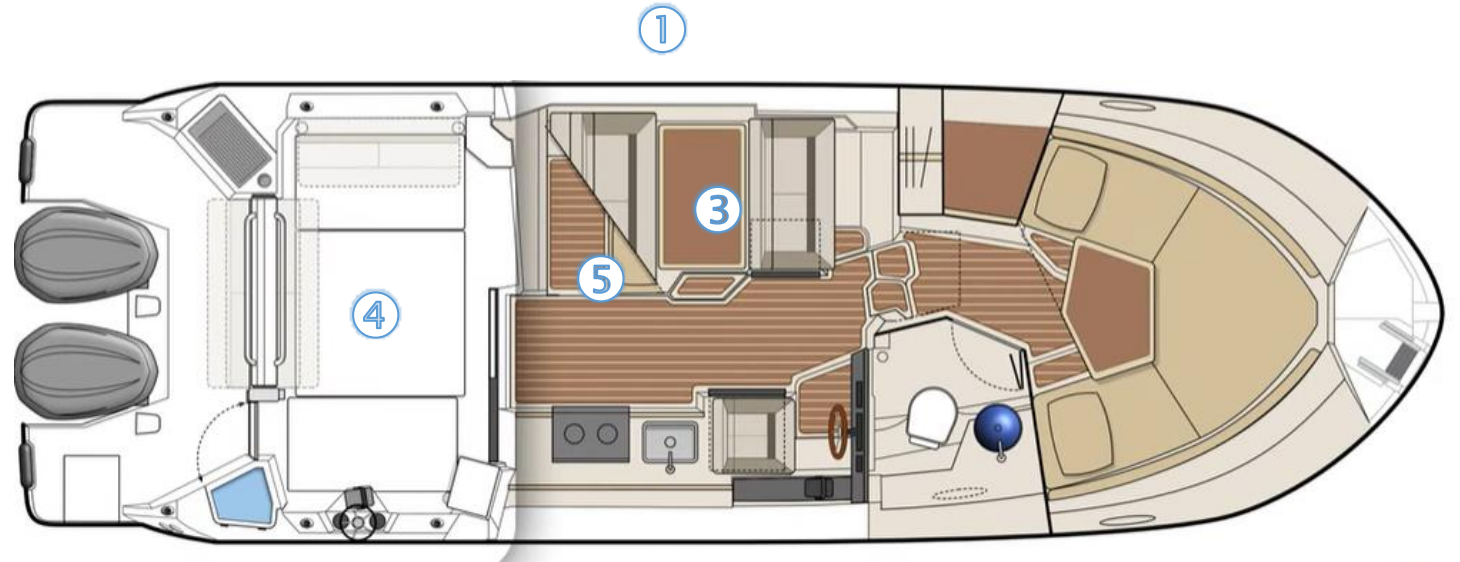
3. Smaller salon seating area

4. Smaller cockpit seater area

5. VIP cabin less accessible

6. Less luminosity in cabin (smaller porthole)

7. No pulpit along the catwalks



# SOLARA 250C

## SOLARA 250 C

Longueur hors tout /  
L.O.A 9,50 m  
31'2"

Longueur coque /  
Hull length NA

Largeur /  
Beam 2,59 m  
8'6"

Déplacement léger  
sans moteur /  
Displacement  
without engine 2812 kg  
6,200 lbs

Certification NA

Puissance Max /  
Max Power 300 CV  
300 HP

Capacité carburant /  
Fuel Tank 439,1 L  
116 US GAL

Capacité eau /  
Water tank 83,3 L  
22 US GAL

Couchages /  
Berths 4\_6

Salle d'eau /  
Bathroom 1



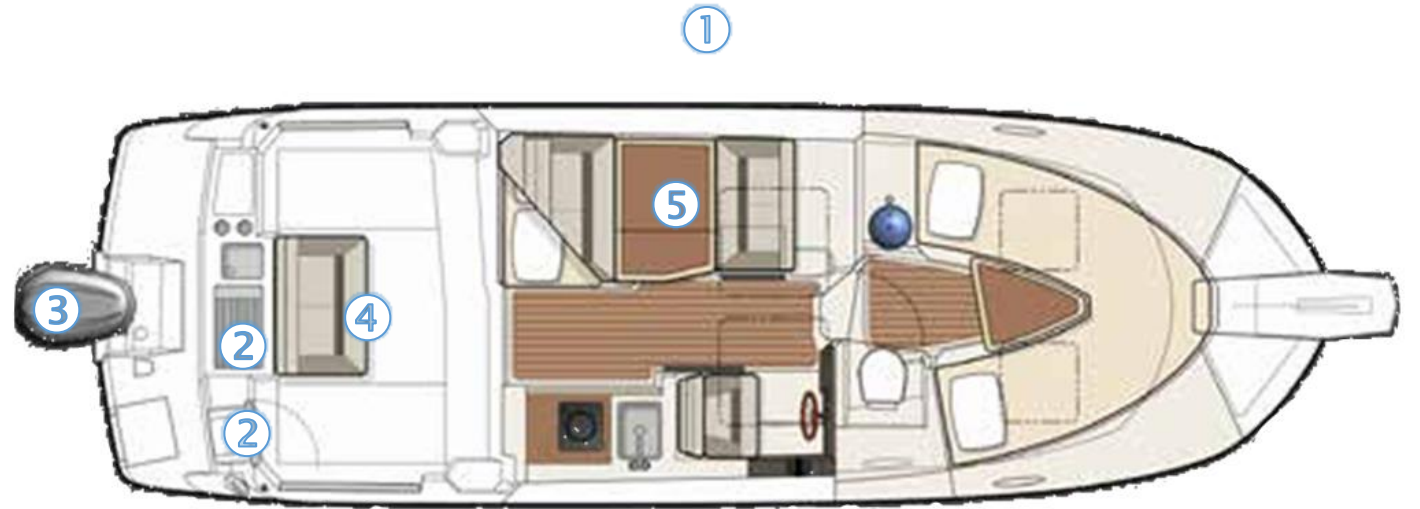
# SOLARA 250C

## ✓ SOLARA 250C advantages

1. High level of standard equipped options
2. Sink and grill option in cockpit

## ✗ SOLARA 250C disadvantages

3. Single Engine version only : less power
4. Smaller cockpit seating area
5. Smaller salon seating area
6. Less luminosity inside the wheelhouse
7. No mid cabin





# BEST PRACTICES FOR BOAT SHOWS

---

1. Update website, social media, and any digital content to highlight your attendance at the show
2. Have inventory and open orders printed and available with BEST available pricing
3. Have all spec sheets readily available
4. Work your install base! Send out Newsletters, direct mails, emails, etc... Share your “show specials” and deals. Invite them and give them VIP treatment.
5. Know your competitors! Where will they be pricing their boats? What will they bring? Be prepared to sell against them!
6. Partner with your local banks and indirect lenders. See if they can offer a “special rate”. See if they will share in the cost of the booth?
7. Leverage the Beneteau VIP Program!
8. Stage the boats so they show well! (Pillows, blankets, wine glasses, flowers, candles, etc...)
9. Have contracts ready!
10. Have a schedule of events for Rendezvous’ and other owners events/gatherings – Show customers how they can become part of a family and build memorable experiences

# 2025 BOAT SHOW INCENTIVES – Shore Premiere Finance Offer

2.99 % Financing for first 2 years on a 20 yr loan → Dealer stock inventory or a new order qualifies

20% cash down

Dealer Keeps their reserve of 2% to apply to the dealer cost share

50/50 cost share (Example Below)

Valid through 2/1/28

## Rate Buy Down Program

### Standard Amortization (Rate Sheet Start Rate)

#### Loan Information

Purchase Price	500,000.00	
Down Payment	100,000.00	20%
Loan amount	400,000.00	
Term (years)	20	
Starting interest rate	6.990%	
First payment date	10/1/2024	

Starting monthly payment **3,098.80**

#### Rate Adjustments

Rate remains fixed for	2	years
Months between adjustments	24	
Expected adjustment	0.000%	
Interest rate cap	11.990%	

### Buy Down Amortization (Buy Down Rate)

#### Loan Information

Purchase Price	500,000.00	
Down Payment	100,000.00	
Loan amount	400,000.00	
Term (years)	20	
Starting interest rate	2.990%	
First payment date	10/1/2024	

Starting monthly payment **2,216.39**

#### Rate Adjustments

Rate remains fixed for	2	years
Months between adjustments	24	
Expected adjustment	0.000%	
Interest rate cap	11.990%	

#### Annual Subvention Breakdown

1 Year	-15,898.53
2 Year	-31,558.97
3 Year	-46,945.29
4 Year	-62,061.75
5 Year	-76,783.22
6 Year	-91,102.84
7 Year	-104,970.37
8 Year	-118,369.77
9 Year	-131,168.78
10 Year	-143,338.37

dealer reserve	8000
yard share	-15,779.49
yard %	3.16%

# 2025 BOAT SHOW INCENTIVES – Continued

---

**6% off NEW ORDERS Through 2/28/2025 or 15 days post show (dealer must be working the boat show to qualify)**

## Mercury Outboards

### **GET 7! Promo**

#### **75HP - 400HP Outboards | 3+2+2 = 7 Total Years of Coverage!**

From January 2 through March 31, 2025, when consumers purchase a qualifying Mercury 75 to 400hp outboard, they'll get the standard 3-year limited warranty plus 4 additional years of factory-backed Mercury Product Protection (MPP) Gold coverage. 7 YEARS OF COVERAGE! The standard Dealer's Choice participation fees will be applied and there are no additional fees for the additional 2 years to get 7 years of coverage!

# MIBS INFORMATION

---

## Pre-Show Meeting:

Date & Time: February 11th, 2025, from 12:00pm-4:00pm

Location: Miami Marriott Biscayne Bay (1633 N Bayshore Dr, Miami, FL, 33132) (3<sup>rd</sup> Floor – Salon A-D)

- Business casual attire is encouraged

## Boats On Display for Outboard

All-New Antares 9

Antares 11 Fly

Antares 12

Flyer 9 Sundeck



# BAM OPPORTUNITIES

**HUGE SAVINGS!**

**20% OFF**

**IMMEDIATE AVAILABILITY**

**6 MONTH FLOORPLAN**

Model Desc	Order #	Hull #	Location
ANTARES 8 OB V2	16987	409	MARYLAND
ANTARES 8 OB V2	17102	403	FACTORY
FLYER 10	16474	271	FACTORY
FLYER 8 SPACEdeckv2	16879	53	NEW JERSEY
FLYER 8 SPACEdeckv2	16491	54	MARYLAND
FLYER 8 SUNdeck v2	16513	97	FACTORY
FLYER 8 SUNdeck v2	16514	98	FACTORY
FLYER 8 SUNdeck v2	16516	99	FACTORY
FLYER 7 SPACEdeck	16504	239	FACTORY
FLYER 7 SPACEdeck	16502	240	FLORIDA
FLYER 9 SPACEdeck	16622	101	MARYLAND
FLYER 9 SPACEdeck	16501	163	FACTORY

# 2025 EXPECTATIONS

---

Be proactive! Drive traffic and demand for our products

- Digital advertising
- Social Media → FaceBook, YouTube Videos, Instagram, Marketplace, etc..
- Events
- Partnerships (local banks, credit unions, auto dealers, etc...)

Set Goals for your store and teams → Everyone needs to know what they are expected to deliver.

Product Training – Know the line and know your competitors

Be innovative and creative – Host events, develop special offers, and give customers a reason to buy from you!

Have a retail plan built in conjunction with your RSM. Communication is key!

Plan ahead – X-Factory dates are well into late spring and early summer already



**THANK YOU!**