

Jayco | 2025 Seneca Super Class C Motorhome



# 2025 SENECA

POWER & LUXURY COMBINED





**BROOKSIDE**


**MODERN FARMHOUSE**



Wood




Floor




Countertop



Bedsread



Furniture



Wood



Floor



Countertop



Bedsread



Furniture

**OPTIONS**

**A**

15 Cu. Ft. Fridge

**B**

Power Theater Sofa

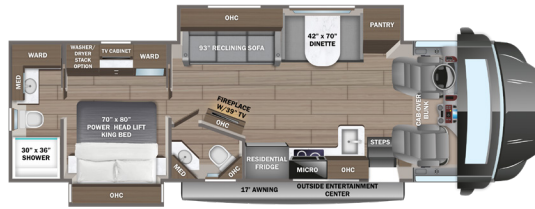
**C**

Hide-a-bed

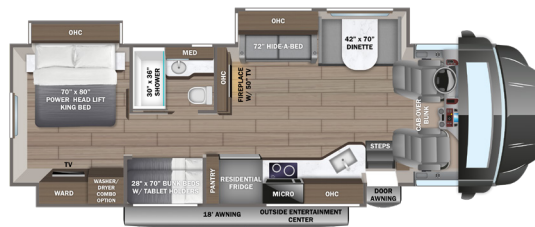
**D**

Freestanding Dinette

**37K**    OPTIONS: A, D



**37L**    OPTIONS: A, B



**37M**    OPTIONS: A, C, D



## EXTERIOR SELECTIONS



Ashland Full-Body Paint



Carthage Full-Body Paint



Clarrington Full-Body Paint



Midnight Full-Body Paint



Perry Full-Body Paint

# STANDARDS & OPTIONS

## CUSTOMER VALUE PACKAGE

JRide® Premium: Computer-balanced driveshaft, rear air suspension, heavy-duty rear stabilizer bar, full air brakes, SACHS shocks  
 One-piece, seamless, fiberglass front and rear caps  
 Automotive-bonded, panoramic window in front cap with power shade  
 Lippert™ 4000 series dual-pane frameless bonded windows  
 (2) 15,000 BTU A/C units with heat pump on main A/C  
 Electric patio awning with LED lights  
 2,000W pure sine wave inverter  
 Power cord reel with 50-amp service  
 Sony® infotainment center with tilt/swivel, Apple® CarPlay and Android Auto™  
 Backup and side-view cameras  
 Residential refrigerator  
 Convection microwave oven

## DRIVING

Freightliner® S2RV Plus chassis  
 GVWR- 31,000 lb.  
 GCWR- 43,000 lb.  
 Cummins® ISB 6.7L 360 HP diesel engine with 800 ft.-lb. torque  
 Allison® 3000 MH automatic transmission  
 185-amp alternator  
 G-rated highway tires- 275/80R22.5  
 Alcoa® aluminum wheels  
 Engine exhaust brake  
 12,000 lb. rear hitch receiver  
 7-pin plug  
 Dual 12V chassis batteries  
 100 gal. fuel tank  
 10 gal. DEF tank  
 6-way power driver and passenger seats  
 Deluxe heated, remote-controlled, side-view mirrors  
 Tilt steering wheel  
 Cruise control  
 Detroit automatic wipers/headlights  
 Power windows and door locks  
 Auxiliary start switch

## EXTERIOR

StrongholdVBL™ roof, floor and sidewalls  
 Bead-foam insulation (R-24 max roof, R-9 max floor and R-8 max walls)  
 One-piece, seamless, crowned fiberglass roof  
 Premium Sikkens full-body paint  
 Automatic hydraulic leveling jacks  
 Entrance door with industry's largest travel-view window  
 Electric-powered entrance step  
 Slideout awning(s)  
 Exterior entertainment center with outside speakers and LED HD Smart TV mounted on swivel bracket  
 Winegard® In-motion satellite dish  
 Carpeted, full pass-through storage compartments with Keyed-Alike™ lockable slam-latch doors  
 Theftford® Sani-Con Turbo macerator system  
 Third brake light  
 Cable TV hookup with RG-6 coax and video selector switch  
 Winegard 2.0 Wi-fi/4G antenna  
 Onan® 8,000W Quiet Diesel generator and auto-gen start  
 200W solar panel with dual controller  
 (4) 6V AGM (220Ah) house batteries on slideout tray  
 Transfer switch with reverse polarity protection  
 24.5 gal. propane tank (83 lb.)  
 LP quick-connect hookup  
 Exterior utility center

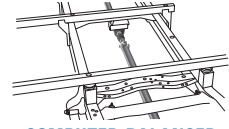
Winterization drain system  
 Black tank flush  
 Outside shower  
 12V demand water pump  
 Water filtration system

## INTERIOR

Custom-molded ABS surround in cab-over area  
 Overhead bunk with 750 lb. capacity  
 Firefly total coach control system with wall-mounted touchscreen and mobile app  
 84 in. interior ceiling height with padded vinyl ceiling  
 High-intensity, recessed LED ceiling lights  
 LED-lit fascia  
 Vinyl plank flooring  
 Hardwood cabinet doors and drawer fronts  
 Deluxe hidden cabinet hinges  
 Ball-bearing drawer guides  
 30,000 BTU auto-ignition furnace  
 10 gal. gas/electric water heater  
 Electric fireplace  
 Jayco-exclusive, easy-operation legless dinette table  
 2-point lap safety belts in all designated seating locations  
 Car seat tethers (select floorplans)  
 Integrated day/night cassette shades  
 LED HD Smart TV in living area  
 JBL® audio system  
 Wood-framed kitchen window with spice cabinets  
 2-burner induction cooktop  
 LED-lit, solid-surface kitchen countertops with recessed stainless steel sink and sink covers  
 Shower with decorative surround, glass door, skylight and light  
 Porcelain toilet with foot flush  
 Recessed stainless-steel bathroom sink  
 Powered roof vent in bathroom with wall switch  
 Walk-around, king-size bed with power head lift, bedspread and nightstands  
 USB port and wireless charging in nightstands  
 Under-bed storage  
 LED HD Smart TV in bedroom  
 Large wardrobes  
 Bunks with industry-exclusive 300 lb. capacity each (37L)  
 Wall-mounted tablet holder in each bunk (37L)  
 Smoke alarm  
 Carbon monoxide detector  
 Fire extinguisher

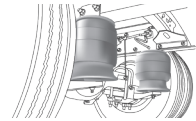
## OPTIONS

Power theater seating (37L) (STD on 37M)  
 Hide-a-bed sofa ILO theater seating (37M)  
 Freestanding table with 4 chairs (37K, 37M)  
 15 cu. ft. 12V refrigerator  
 Combination washer/dryer (37L, 37M)  
 Stackable washer/dryer (37K)  
 Starlink satellite internet system with KING Jack™ antenna  
 IPO Winegard Connect 2.0  
 Canadian Shaw® TRAV'LER® satellite dish  
 Winegard® TRAV'LER® satellite dish - DIRECTV®  
 Slide-out tray with 12V refrigerator cooler in basement  
 Blackout package - includes black bumper, grille, mirrors and wheels (available with any paint)



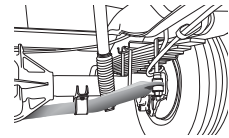
### COMPUTER-BALANCED DRIVESHAFT

Ensures smooth and efficient power transfer to the wheels




### REAR AIR SUSPENSION

Softens ride and improves handling



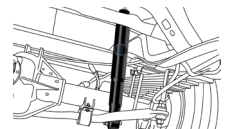
### HEAVY-DUTY REAR STABILIZER BAR

A larger bar and polyurethane bushings, instead of rubber, transfer power faster for extra support, more stability and easier handling



### FULL AIR BRAKES

Deliver robust stopping power, even on grades



### SACHS SHOCKS ABSORBERS

Large diameter tube design pairs gas and hydraulics to resist heat and pressure while independently adjusting to changing road conditions

FLOORPLAN	GVWR (lbs.)	GCWR (lbs.)	WHEEL BASE	OVERALL LENGTH	EXTERIOR HEIGHT WITH SATELLITE AND A/C	EXTERIOR WIDTH	INTERIOR HEIGHT	FRESH WATER CAPACITY (gal.)	GRAY WASTE WATER CAPACITY (gal.)	BLACK WASTE WATER CAPACITY (gal.)
37K	31,000	43,000	279"	39' 4"	13' 4"	101"	84"	72	51/40	40/23
37L	31,000	43,000	279"	39' 4"	13' 4"	101"	84"	72	50/31	50
37M	31,000	43,000	279"	39' 4"	13' 4"	101"	84"	72	50/31	50

Meet your Jayco Dealer



Scan QR code for specification definitions

Some specs at the time of print may include estimates. For the most updated information, please visit [Jayco.com](http://Jayco.com)

Jayco Inc. | P.O. Box 460 | Middlebury, IN 46540

See dealer for further information and prices. All information in this brochure and on [www.jayco.com](http://www.jayco.com) is the latest available at the time of publication approval. Jayco reserves the right to make changes and to discontinue models without notice or obligation. Photography may show optional equipment or props used for decoration purposes only. RVs built for sale in Canada may differ to conform to Canadian codes. JAYCO and the JAYCO BIRD IN FLIGHT are registered trademarks of Jayco, Inc. Printed in USA 10/24 ©2024 Jayco, Inc. 2032961



Jayco - Part of Jayco Family of Companies