

VIKING



Camping Without Compromise

Ultra Light Conventional Travel Trailers



Easy Does It

VIKING



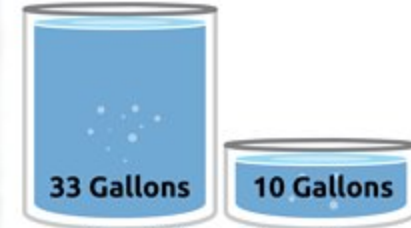
Experience the camping lifestyle at an affordable price, without sacrificing style, comfort and convenience.

These sturdy Travel Trailers are designed with the most popular amenities on the market today!



Water Capacity

Viking vs. the competition



Fresh Water Capacity



Gray Water Capacity



Black Water Capacity



Affordable Comfort and Convenience

Viking 7' Wide Travel Trailers



Standard radial tires.
(Deluxe Package shown with upgraded aluminum wheels)



Four standard heavy duty stabilizing jacks



Norco NXG chassis featuring E-Coat technology



13,500 BTU air conditioner



Standard power awning




Long-lasting LED lighting brightens the interior

Pleated Night shades (Deluxe Package shown)

Stonecast sink with high neck faucet

High pressure seamless laminate countertops

17 BH



Deluxe package shown



3 Cu. ft. 2-way refrigerator and microwave



Congoleum residential grade Diamondflor with 100% adhesion combines beauty and durability



Screwed lumbercore cabinetry with hardwood mortise and tenon doors



Jensen AM/FM/Bluetooth stereo with app control includes Interior/Exterior speakers



Interior Command Center controls awning, interior lighting, slide out, water heater/pump, battery indicator lights and has two USB outlets.



Saga Series

VIKING



For the budget minded camper, the Viking Saga offers unequalled affordability without compromising traditional Viking quality and looks.



Saga 17SBH bath with roomy tub and foot flush toilet

Strong, walk on roof!



Designed for the 5000# tow class, the Viking 7'6" wide series is the perfect combination of features, quality and towability.



Saga 17SBH kitchen with 3 cu. ft. 110V refrigerator and loads of storage

21FQS Kitchen





21FQ Bath



21 FQS

Viking 7'6" Wide Tandem Axle Travel Trailers



Tandem axles enhance stability



Double 20 lb. LP tanks



Deep, double bowl Stonecast sink with high neck faucet

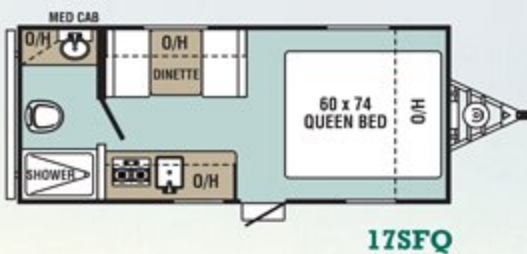
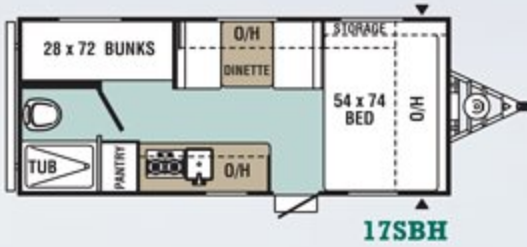
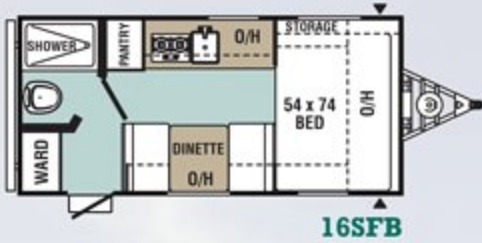

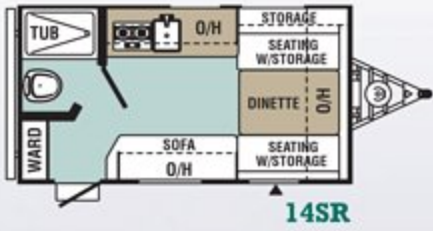


3 Burner range with Piezo ignitor

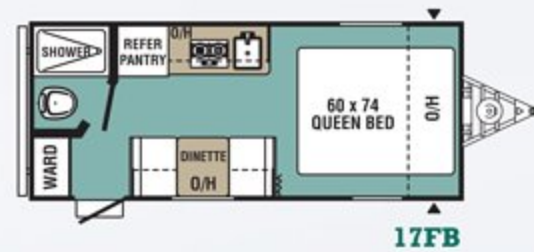
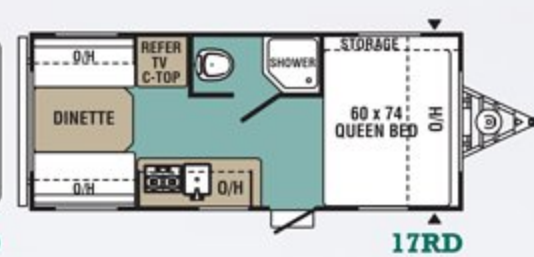
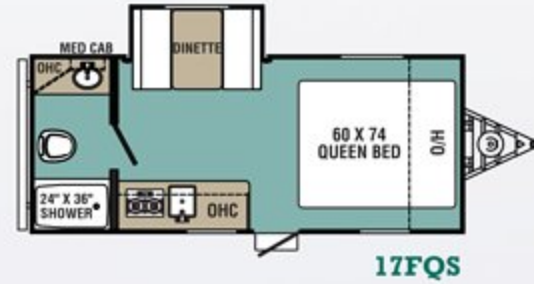
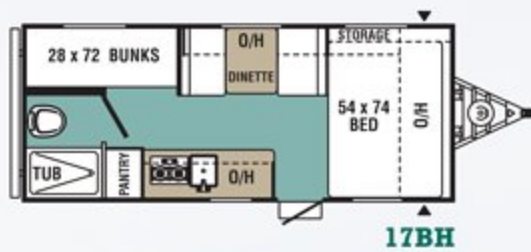
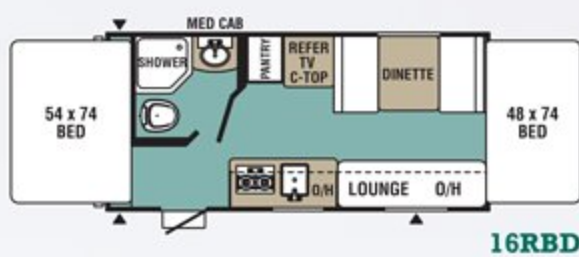
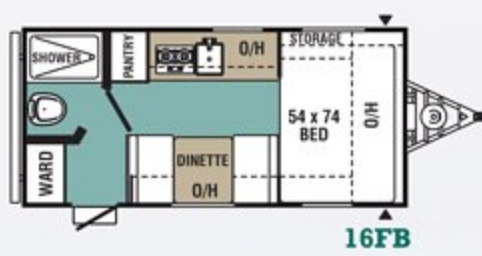
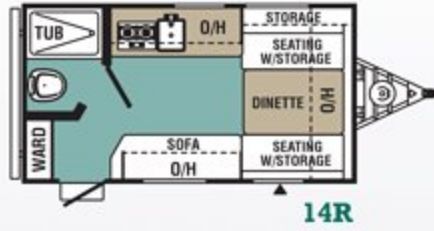


20,000 BTU Ducted furnace

Viking 7' Wide Saga

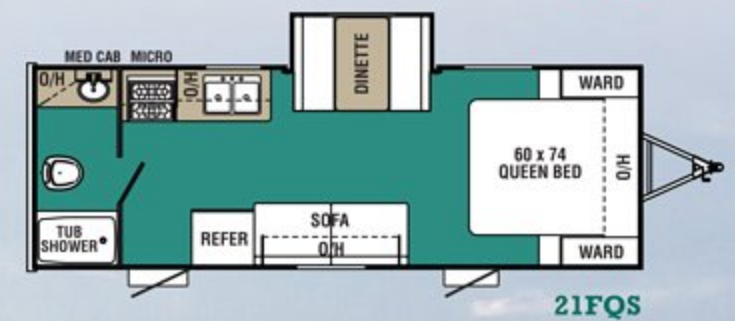
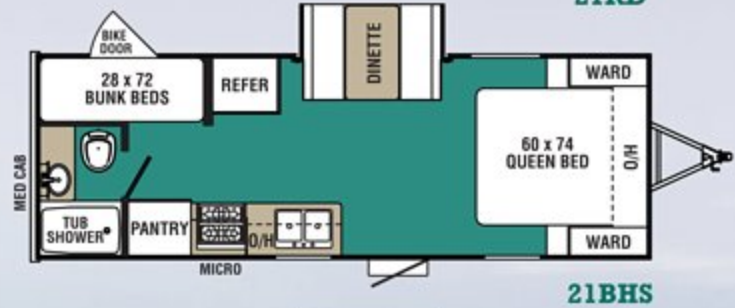
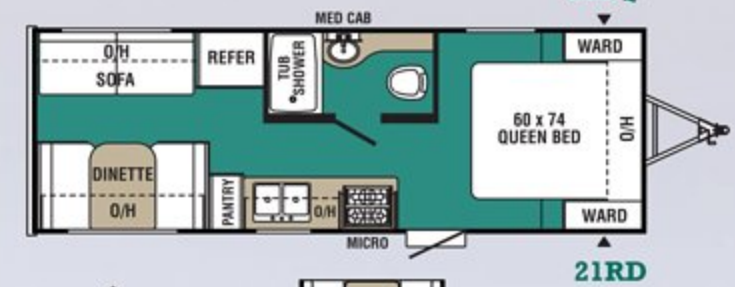


Viking 7' Wide Single Axle



VIKING

Viking 7'6" Wide Tandem Axle



Standard Features

CHASSIS	Viking Saga	Single Axle Viking	Tandem Axle Viking	Manual Bath Vent	Viking Saga	Single Axle Viking	Tandem Axle Viking	12 Volt On Demand Water Pump	Viking Saga	Single Axle Viking	Tandem Axle Viking
	Norco NXG Chassis	■	■		■	■	■		■	■	■
Double Steps	■	■	■	Onmidirectional TV Antenna	■	■	■	6 Gal. Gas Water Heater	■	■	■
Single Dexter® E-Z Lube® Axle	■	■	■	Cable/Satellite Hook-up	■	■	■	6 Gal. DSI Gas Water Heater	■	■	■
Dual Dexter® E-Z Lube® Axle	■	■	■	Zamp Solar Port	■	■	■	3 Cu. Ft. Two Way Dometic Refrigerator	■	■	■
Electric Brakes	■	■	■	120 Volt GFI Exterior Recept	■	■	■	6 Cu. Ft. Two Way Dometic Refrigerator	■	■	■
Radial Tires	■	■	■	Amber Patio Light	■	■	■	3 Cu. Ft. 110 Volt Refrigerator	■	■	■
Spare Tire and Carrier	■	■	■	Oversized Fresh Water Tank	■	■	■	Jensen AM/FM Bluetooth Stereo with App Control	■	■	■
Scissor Style Jacks with pads (4)	■	■	■	Oversized Gray Water Tank	■	■	■	Interior Command Center	■	■	■
Scissor Style Jacks with pads (2)	■	■	■	Oversized Black Water Tank	■	■	■	Mini Blinds	■	■	■
Heavy Duty Tongue Jack	■	■	■	LED Exterior Lights	■	■	■	120 Volt Interior Outlets	■	■	■
Safety Chains	■	■	■	INTERIOR				Interior Light Switches	■	■	■
Single 20# LP Tank	■	■	■	100% Adhesion Residential Grade Linoleum	■	■	■	POPULAR OPTIONS	Viking Saga	Single Axle Viking	Tandem Axle Viking
Dual 20# LP Tanks	■	■	■	Walnut Cabinetry	■	■	■	Deluxe Package:	■	■	■
EXTERIOR				Mortise and Tenon Residential Cabinet Doors	■	■	■	Aluminum Wheels	■	■	■
Diamond Plate Front and Rear Wall Protection	■	■	■	Screwed Lumbercore Cabinet Fronts	■	■	■	Lend-A-Hand Assist handle	■	■	■
Heavy Duty .030/.024 Mesa Exterior	■	■	■	Residential Laminated Countertops	■	■	■	Exterior Shower	■	■	■
Aerodynamic Front Profile	■	■	■	Ultra Comfort 4" High Density Cushions	■	■	■	Pleated Night Shades	■	■	■
Tinted Safety Glass Windows	■	■	■	12 Volt LED Interior Lights	■	■	■	Tub Surround	■	■	■
Front Rockguard Window	■	■	■	Stone Cast Sink	■	■	■	Bath Door Mirror	■	■	■
Radiused Entry and Baggage Doors	■	■	■	High Neck Kitchen Faucet	■	■	■	40 Watt Zamp Portable Solar Panel	■	■	■
Power Awning	■	■	■	2 Burner High Output Range	■	■	■	80 Watt Zamp Portable Solar Panel	■	■	■
Exterior Speakers	■	■	■	3 Burner High Output Range	■	■	■	Bed End Fan Light (16RBD Only)	■	■	■
Grab Handle	■	■	■	Powered Range Vent	■	■	■	Second Bed End Fan Light (16RBD Only)	■	■	■
Alpha Superflex Roofing	■	■	■	Microwave	■	■	■	"Jack It" Bike Rack	■	■	■
Walk-on Roof	■	■	■	13,500 BTU Roof A/C	■	■	■	Smart Jack	■	■	■
Bathroom Skylight	■	■	■	5,000 BTU A/C	■	■	■	Spare Tire and Carrier	■	■	■
Power Bath Vent	■	■	■	20,000 BTU Furnace	■	■	■	All Terrain Package	■	■	■

Viking Specifications

MODEL:	VIKING SAGA					VIKING 7' WIDE SINGLE AXLE										VIKING 7'6" WIDE TANDEM AXLE				
	14SR	16SBH	16SFB	17SBH	17SFQ	14R	16FB	16RBD	17BH	17BHS	17FQ	17FQS	17RD	17FB	21BH	21FQ	21RD	21BHS	21FQS	
Hitch Weight	303 lbs.	319 lbs.	360 lbs.	376 lbs.	292 lbs.	347 lbs.	318 lbs.	312 lbs.	406 lbs.	410 lbs.	320 lbs.	370 lbs.	424 lbs.	337 lbs.	479 lbs.	414 lbs.	542 lbs.	537 lbs.	539 lbs.	
UVW	2335 lbs.	2306 lbs.	2442 lbs.	2694 lbs.	2749 lbs.	2509 lbs.	2777 lbs.	2806 lbs.	2869 lbs.	3217 lbs.	2886 lbs.	3277 lbs.	2847 lbs.	2920 lbs.	4069 lbs.	4074 lbs.	3855 lbs.	4608 lbs.	4576 lbs.	
GVWR	3803 lbs.	3634 lbs.	3675 lbs.	3716 lbs.	3792 lbs.	3662 lbs.	3718 lbs.	3627 lbs.	3626 lbs.	3725 lbs.	3635 lbs.	3685 lbs.	3739 lbs.	3652 lbs.	7109 lbs.	7044 lbs.	7172 lbs.	6537 lbs.	6539 lbs.	
Cargo Capacity	1468 lbs.	1328 lbs.	1233 lbs.	1022 lbs.	1043 lbs.	1153 lbs.	1018 lbs.	821 lbs.	791 lbs.	508 lbs.	749 lbs.	408 lbs.	818 lbs.	732 lbs.	3057 lbs.	2970 lbs.	3317 lbs.	1929 lbs.	1963 lbs.	
Exterior Length (add 10 1/4" for Spare)	16' 4"	17' 5"	18' 4"	21' 4"	21' 4"	16' 4"	18' 4"	18' 4"	21' 4"	21' 4"	21' 4"	21' 4"	21' 4"	21' 4"	25' 6"	25' 6"	25' 6"	25' 6"	25' 6"	
Exterior Width	88"	88"	88"	88"	88"	88"	88"	88"	88"	88"	88"	88"	88"	88"	96"	96"	96"	96"	96"	
Exterior Height with A/C	9' 8"	9' 8"	9' 8"	9' 8"	9' 8"	9' 8"	9' 8"	9' 8"	9' 8"	9' 8"	9' 8"	9' 8"	9' 8"	9' 8"	9' 10"	9' 10"	9' 10"	9' 10"	9' 10"	
Interior Height	76"	76"	76"	76"	76"	76"	76"	76"	76"	76"	76"	76"	76"	76"	76"	76"	76"	76"	76"	
Fresh Water Capacity (Incl. W/H)	33 gal.	33 gal.	33 gal.	33 gal.	33 gal.	33 gal.	33 gal.	33 gal.	33 gal.	33 gal.	33 gal.	33 gal.	33 gal.	33 gal.	40 gal.	40 gal.	40 gal.	40 gal.	40 gal.	
Grey Water Capacity	25 gal.	25 gal.	25 gal.	25 gal.	25 gal.	25 gal.	25 gal.	25 gal.	25 gal.	25 gal.	25 gal.	25 gal.	25 gal.	25 gal.	31 gal.	31 gal.	31 gal.	31 gal.	31 gal.	
Black Water Capacity	25 gal.	25 gal.	25 gal.	25 gal.	25 gal.	25 gal.	25 gal.	25 gal.	25 gal.	25 gal.	25 gal.	25 gal.	25 gal.	25 gal.	31 gal.	31 gal.	31 gal.	31 gal.	31 gal.	
Tire Size (Radial)	14"	14"	14"	14"	14"	14"	14"	14"	14"	14"	14"	14"	14"	14"	14"	14"	14"	14"	14"	
Coupler Size	2 5/16"	2 5/16"	2 5/16"	2 5/16"	2 5/16"	2 5/16"	2 5/16"	2 5/16"	2 5/16"	2 5/16"	2 5/16"	2 5/16"	2 5/16"	2 5/16"	2 5/16"	2 5/16"	2 5/16"	2 5/16"	2 5/16"	

*Weights shown are approximate. †Estimated Average based on standard build optional equipment. See back page for chart definitions.

The Viking Deluxe Package

Available on most Viking models (Not available on Saga)



Aluminum wheels



Lend-a-hand assist handle



Pleated nightshades



ABS tub surround



Bath door mirror



Exterior shower

VIKING



Viking RV

580 West Burr Oak Street ■ P.O. Box 549
Centreville, MI 49032 ■ 269-467-6321

To learn more about Viking RV and our products and see how Viking is making camping easier, visit www.vikingrv.com.



FREE MEMBERSHIP
to Forest River Owners' Group

www.forestriverfrog.com



Your Viking RV Dealer

Interactive Mobile Manuals

Download our Forest River mobile app or visit our dynamic online manual to enhance your ownership experience. These interactive options provide incredible ease and insight into use, maintenance and enjoyment of your Forest River product. Ranging from "How-To" videos, pictures and illustrations of various components, systems and features, to fully searchable content and downloadable PDFs for individual component owner's manuals, answers are always just a click away. View the online manual at www.forestriverinc.com/ownersmanuals, or download our FREE app from the App Store or Google Play!



PRE-DELIVERY INSPECTION FACILITY

20,000 square feet of quality assurance. The bare essentials for a premium product. This state-of-the-art facility gives immediate daily feedback to production for quality assurance in every unit built.

GVWR (Gross Vehicle Weight Rating) - is the maximum permissible weight of the unit when fully loaded. It includes all weights, inclusive of all fluids, cargo, optional equipment and accessories. For safety and product performance do NOT exceed the GVWR.

GAWR (Gross Axle Weight Rating) - is the maximum permissible weight, including cargo, fluids, optional equipment and accessories that can be safely supported by a combination of all axles.

UVW (Unloaded Vehicle Weight)* - is the typical weight of the unit as manufactured at the factory. It includes all weight at the unit's axle(s) and tongue or pin and LP Gas. The UVW does not include cargo, fresh potable water, additional optional equipment or dealer installed accessories.

*Estimated Average based on standard build optional equipment.

CCC (Cargo Carrying Capacity)** - is the amount of weight available for fresh potable water, cargo, additional optional equipment and accessories. CCC is equal to GVWR minus UVW. Available CCC should accommodate fresh potable water (8.3 lbs per gallon). Before filling the fresh water tank, empty the black and gray tanks to provide for more cargo capacity.

**Estimated average based on standard build optional equipment.

Each Forest River RV is weighed at the manufacturing facility prior to shipping. A label identifying the unloaded vehicle weight of the actual unit and the cargo carrying capacity is applied to every Forest River RV prior to leaving our facilities.

The load capacity of your unit is designated by weight, not by volume, so you cannot necessarily use all available space when loading your unit.

All information contained in this brochure is believed to be accurate at the time of publication. However, during the model year, it may be necessary to make revisions and Forest River, Inc., reserves the right to make all such changes without notice, including prices, colors, materials, equipment and specifications as well as the addition of new models and the discontinuance of models shown in this brochure. Therefore, please consult with your Forest River dealer and confirm the existence of any materials, design or specifications that are material to your purchase decision. ©2017 Viking Recreational Vehicles, a Division of Forest River, Inc., a Berkshire Hathaway company. All Rights Reserved. 12/17



24/7 EMERGENCY ROADSIDE ASSISTANCE

For a worry-free ownership experience, Forest River includes one year of Coach-Net RV Technical & Roadside Assistance with each RV purchase. Whether new to the RV lifestyle or an experienced RV enthusiast, Forest River owners have 24/7 access to technical, operational and emergency road service coverage throughout the US & Canada. Coach-Net's fast, dependable service is just a phone call away.

Coach-Net®
RV Technical & Roadside Assistance



Learn More
Scan this barcode using a QR Reader on your smart phone to learn more about Forest River.



A Berkshire Hathaway company.